

LP Series Portable Load Banks

Load Banks Direct, LLC is a leading manufacturer of high-capacity Load Banks. The LP Series of Portable Indoor Load Banks offers the most robust, high-capacity designs in the industry. LBD is setting the standard with intelligent operator controls, safety indication layouts, adjustable load step resolution and lightweight designs. The LP Series of portable products is the perfect solution for regularly scheduled maintenance testing and commissioning of mission-critical standby emergency power systems.

- > Industry-leading, robust, compact, lightweight designs
- > Rated for continuous duty with no cool-down period
- > Quick-connect, color-coded Cam-Lok power connectors
- > Branch circuit fusing virtually eliminates catastrophic failure
- > Intelligent Safety Circuits, Indicators, and Operator Controls

PowerDyne™ | When Quality Matters

PowerDyne™ Resistors are the most rugged in the industry and can handle the rigors of over-the-road use. They are fully supported across their entire length within the air stream by stainless steel support rods which are insulated with heavy-duty, high-temperature ceramic insulators. Load step stability is maintained by conservative resistor designs.

Construction | Built to Last

LBD products are constructed of galvanized steel with the highest quality durable powder-coat paint finish. Portability and ease of positioning are provided with moving handles and heavy-duty casters. Tie-down provisions allow for secure transportation to and from job sites.



Quick Connects When Time Matters

All LP Series Portable Load Banks come equipped with fully-rated, industry exclusive Cam-Lok power connectors which are color coded for operator safety and ease-of-phase identification. Protective snap-back covers provide added safety during storage and operation.

Operator Protection | When Safety Matters

LP Series Portable Load Banks come equipped with an Emergency-Stop push button allowing the operator to take the unit off-line should a critical hard-stop condition occur. Branch circuit fuse protection provides short-circuit fault protection of all load steps eliminating the potential for catastrophic failure. Blower On, Motor Overload, Air-Flow Failure, and Over-temperature circuits disable all load steps during a fault condition with operator visual indicators, while a Wrong Voltage Applied protection circuit prevents the application of 480 VAC with the Load Voltage Selector switch in the 240 VAC position. The Load Dump circuit provides the operator visual indication if all load steps have been removed.

Operator Controls

- > Emergency Stop (E-Stop)
- > Illuminated Main Power On/Off switch
- > Blower Voltage Selector switch
- > Illuminated Blower Start/Stop Push Button
- > Fan-Phase Reversal switch
- > Load Voltage Selector switch (dual voltage units)
- > Master Load On/Off switch
- > Individual Load Step Switches
- > Fault condition smart indicators provide operator display and load disconnect during Air-Flow Failure, Over-temperature, Motor Overload, Load Dump, and Wrong Voltage Applied



Digital Power Meter

A fully equipped, 3-phase Digital Power Metering System that measures a standard range of 16 load parameters. Includes RS485 (Modbus protocol) for remote reading - compatible with PC, PLC, and data loggers.



Control Power

A detachable line cord is provided to deliver the convenient 120 Volt AC, 1-phase, 60 Hertz power necessary for control circuit operation. When 120 VAC control power is not readily available, units can be provided with a control power transformer.

Your Complete Solutions Provider

Model	Total Load Capacity (KW)			Load Step Resolution (KW)	Dimensions (W x D x H) (inches)	Weight Total (lbs)
	240/480V 3 Phase	480V 3 Phase	600V 3 Phase			
LP100	90/100	100	100	10	14.5 x 30.5 x 30.5	110
LP150	143/150	150	150	10	26.5 x 33.5 x 40	175
LP250	243/250	250	250	10	26.5 x 33.5 x 54	260
LP400	400	400	400	10	33.5 x 48.5 x 62.5	800
LP500	500	500	500	10	33.5 x 48.5 x 62.5	825
LP600	487/600	600	600	10	33.5 x 48.5 x 62.5	875
LP700	n/a	700	700	25	33.5 x 48.5 x 62.5	875
LP800	n/a	800	800	10	33.5 x 48.5 x 76.5	1250
LP1000	n/a	1000	1000	10	33.5 x 48.5 x 76.5	1300

Cooling System

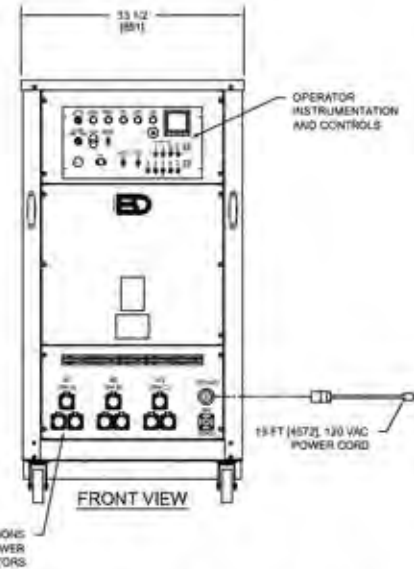
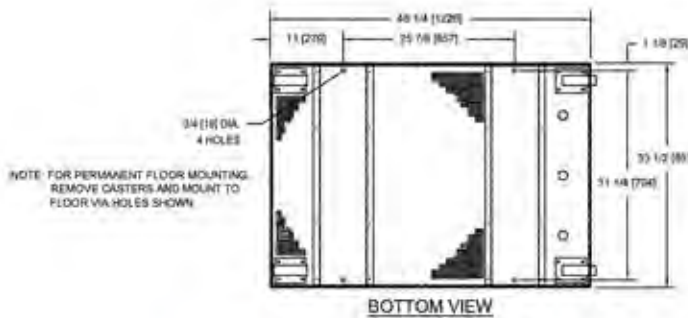
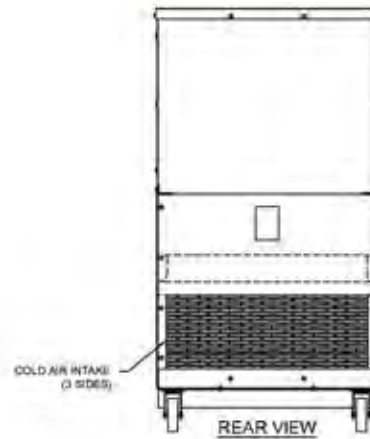
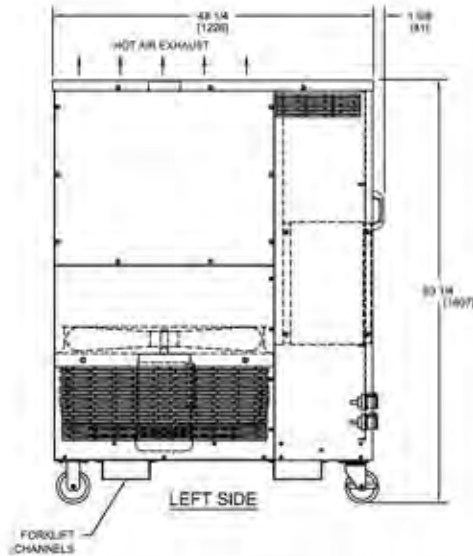
- > Integrally mounted blower motor with high-performance, direct-driven fan blade delivers the required air-flow volume (CFM) for cooling resistor load elements
- > Blower motors up to 1 HP operate at 120 VAC, 1-phase, 60 Hertz – line cord provided. Blower motors at 3 HP and above are selectable to operate internally off the main input load bus or from an external 3-phase power source.



- > Motor circuits are short-circuit protected by current-limiting fuses and thermally protected by overload relays
- > Convenient operator Fan-Phase Reversal switch is provided with 3-phase motors. Dual Voltage units feature an operator Blower Voltage Selector switch.

Typical Layout

400kw-700kw shown here



Your Complete Solutions Provider

LBD's complete line of portable and stationary Load Bank products offers industry exclusive load testing solutions for generator set dealer/distributor networks, service arms, rental companies, end users, and original equipment manufacturers of generator sets, UPS systems, turbines, fuel cells, wind power and battery systems.

LBD is your factory-direct complete solutions partner.

